

ACMA Series

Common Mode Filters For Automotive Signal Line Size 4532



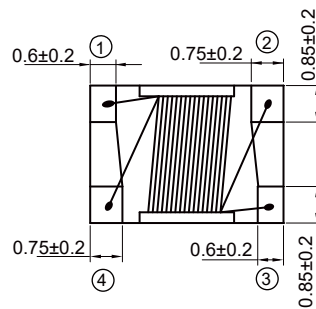
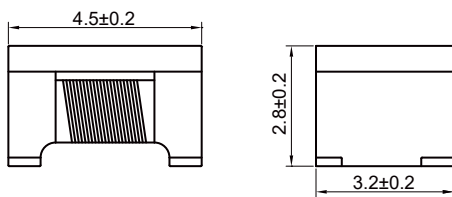
FEATURES

- Compact products, whose characteristics are equivalent to that of conventional products
- Common mode filters for Signal Line
- Operating temperature range: -55 to $+150^{\circ}\text{C}$
- AEC-Q200 qualified
- Quantity: 500pcs

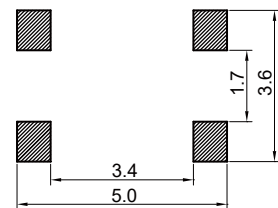
APPLICATION

- CAN-BUS, FlexRay system

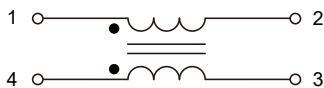
Dimensions: [mm]



Land Pattern: [mm]



Schematic:

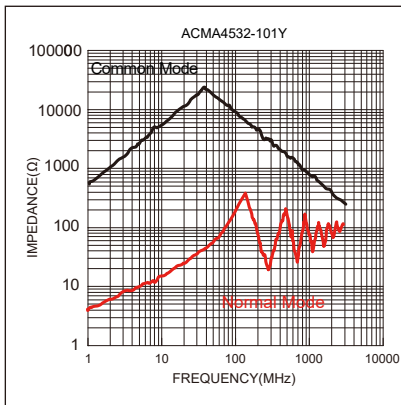
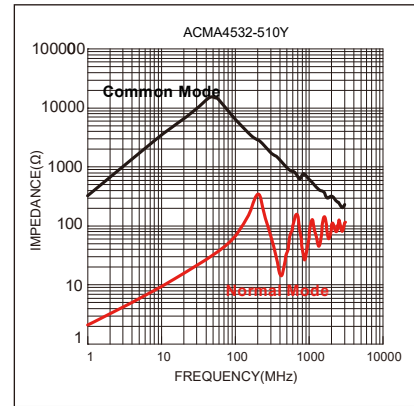
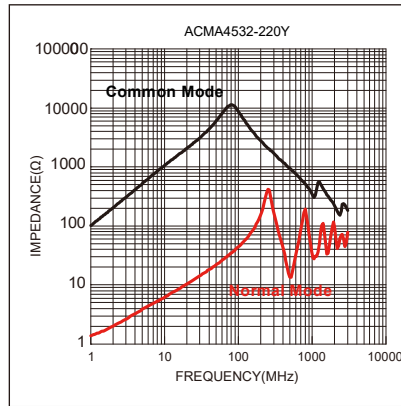
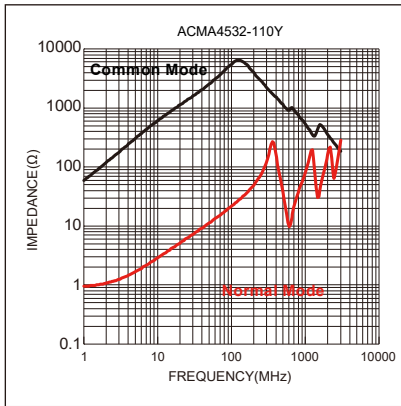


Electrical Properties:

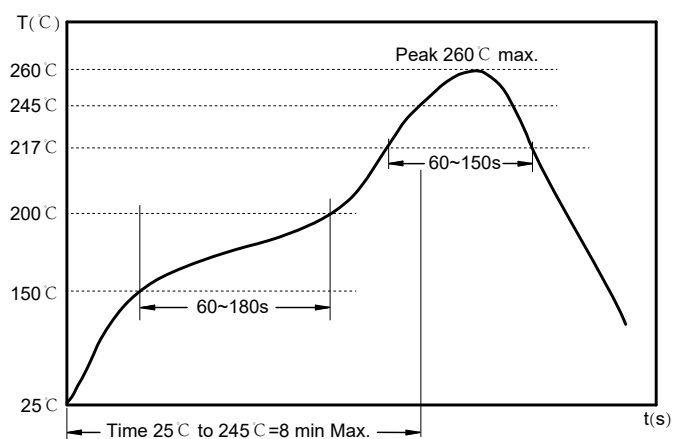
Part No	Z @ 10 MHz		L @ 100kHz/0.1V (μH)	Tol.	I_R Max. (mA)	R_{DC} Max. (Ω)	V_{DC} (Volts)	IR (M Ω)
	Min. (Ω)	Typ. (Ω)						
ACMA4532-110Y	300	600	11	+50%/-30%	360	0.6	50	10
ACMA4532-220Y	500	1200	22	+50%/-30%	310	1.0	50	10
ACMA4532-510Y	1000	2800	51	+50%/-30%	230	1.0	50	10
ACMA4532-101Y	2000	5800	100	+50%/-30%	200	2.0	50	10

I_R referring to 20K self-heating above ambient temperature

Typical Electrical Characteristics:



Soldering Reflow:



Preheat condition: 150 ~200 °C / 60~150 sec.

Allowed time above 217 °C : 60~180 sec.

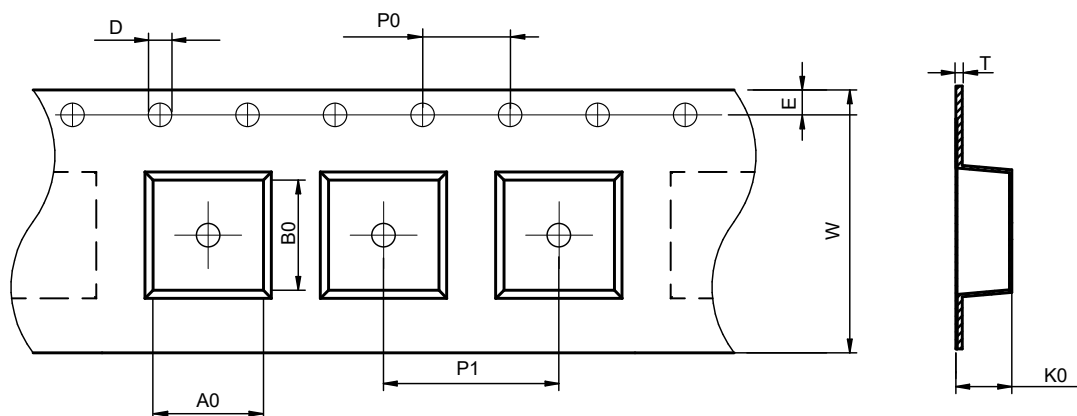
Max temperature: 260 °C .

Max time at max temperature: 10 sec.

Allowed Reflow time: 3x max.

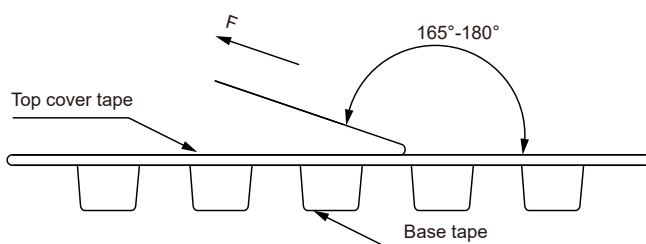
Packaging Information:

Tape Dimension :



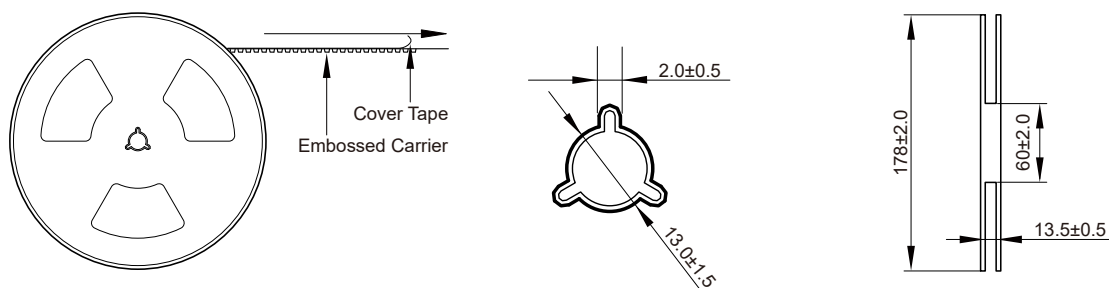
Series	A0 (mm)	B0 (mm)	D (mm)	P0 (mm)	P1 (mm)	W (mm)	K0 (mm)	E (mm)	T (mm)
ACMA4532	3.60±0.1	4.90±0.1	1.5±0.1	4.0±0.1	8.0±0.1	8.0±0.3	3.0±0.1	1.75±0.1	0.26±0.05

Peel force of top cover tape:

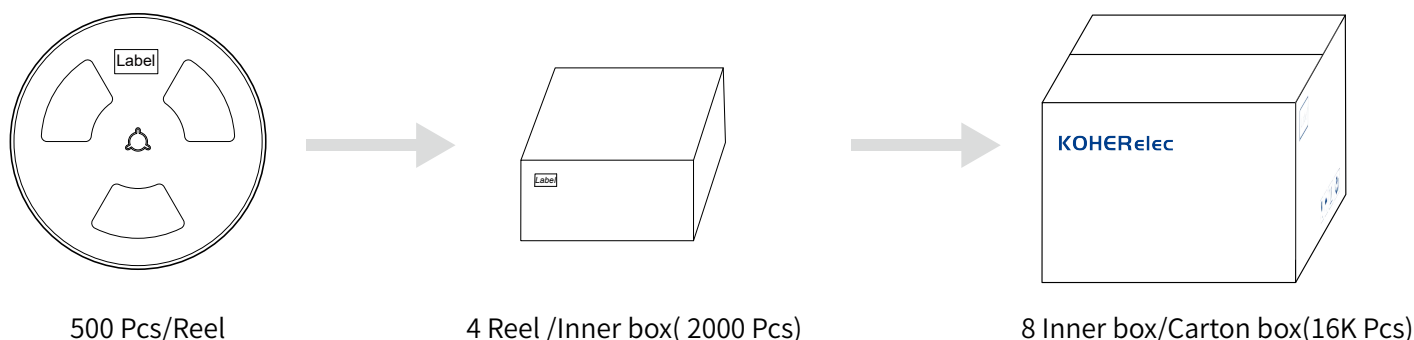


The peel force of top cover tape shall be between 0.14 to 0.78 N

Reel Dimension: [mm]



Packaging Quantity:



Cautions and Warnings:

Storage Conditions :

- The storage period is within 12 months after the completion of production. Be sure to follow the storage conditions (temperature: -5 to 35°C, humidity: 75% RH Max).If the storage period elapses, the soldering of the terminal electrodes may deteriorate.The warranty period is one year.
- Product should not be exposed to environment with high temperature, high humidity, dust, corrosive gas and etc.
- Products should be handled with care to avoid damage or contamination from perspiration and skin oils.
- Please always handle products carefully to prevent any damage caused by dropping down or inappropriate removing.

Operation Instructions:

- Self heating (temperature increase) occurs when the power is turned ON, so the tolerance should be sufficient for the set thermal design.
- Before soldering, be sure to preheat components.The preheating temperature should be set so that the temperature difference between the solder temperature and chip temperature does not exceed 150°C.
- Soldering corrections after mounting should be within the range of the conditions determined in the specifications.If overheated, a short circuit, performance deterioration, or lifespan shortening may occur.
- Generally, Koher might not be familiar with either customer's specific application or actual requests as customer does.As a result customer shall be responsible for checking and confirming whether Koher product with the performance described in the product specification is suitable for using in customer's particular application or not.