


BCMA Series

Common Mode Filters For Automotive Signal Line

Size 3216



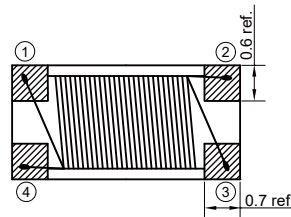
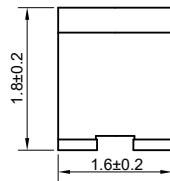
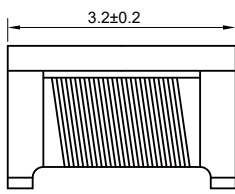
FEATURES

- Impedance variation: Extensive lineup are available for compatibility with various usages
- Common mode filters for Signal Line
- Operating temperature range:-40 to +125 °C
- AEC-Q200 qualified
- Quantity: 2000pcs

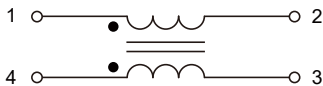
APPLICATION

- Radiated noise suppression for car multimedia interfaces (MOST, USB2.0, IDB-1394, etc.)

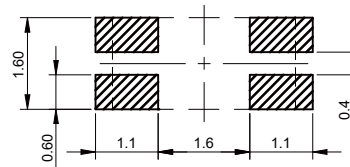
Dimensions: [mm]



Schematic:



Land Pattern: [mm]

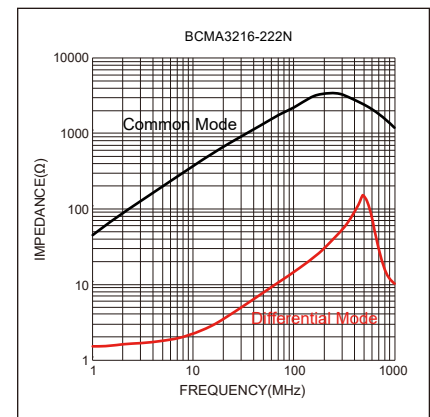
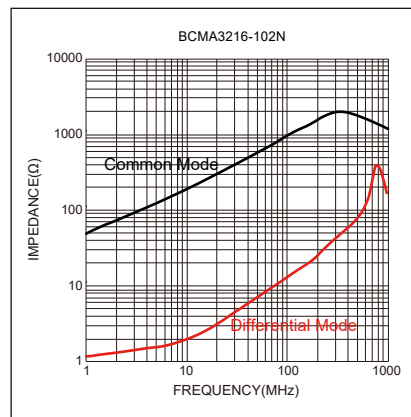
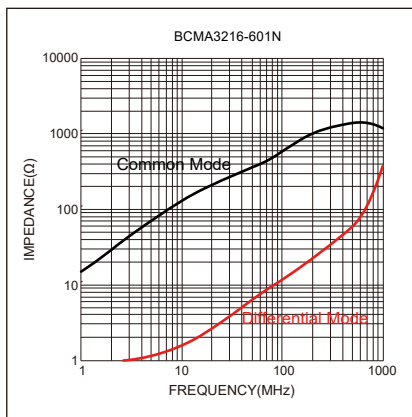
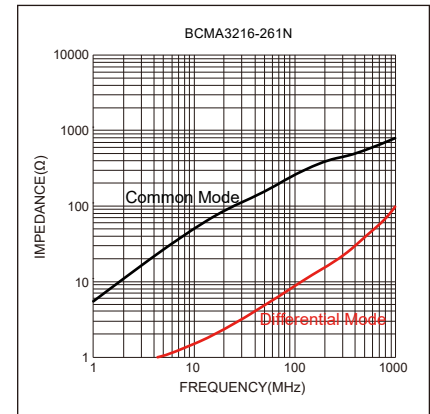
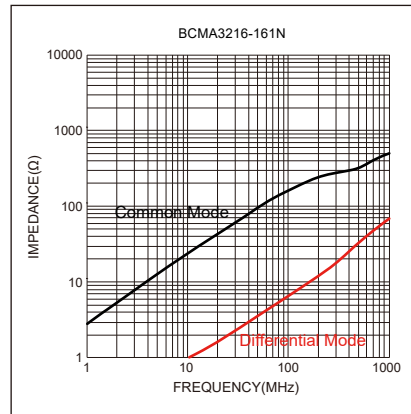
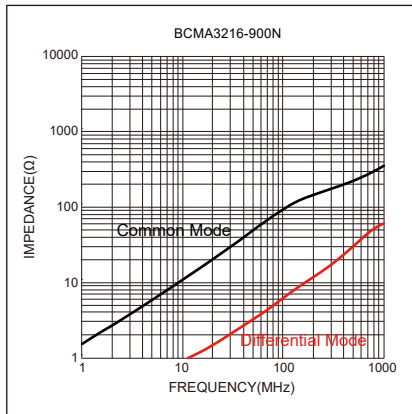


Electrical Properties:

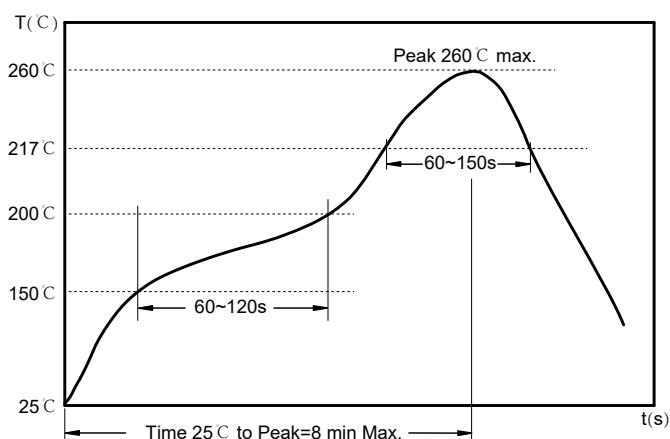
Part No	Impedance @ 100 MHz (Ω)	Tolerance	Temperature Rise Current Max. (mA)	DC Resistance Max. (Ω)	Rated Voltage (V)
BCMA3216-900N	90	±20%	370	0.30	50
BCMA3216-161N	160	±20%	340	0.40	50
BCMA3216-261N	260	±20%	310	0.50	50
BCMA3216-601N	600	±20%	260	0.80	50
BCMA3216-102N	1000	±20%	230	1.00	50
BCMA3216-222N	2200	±20%	200	1.20	50

Temperature Rise Current: The actual value of DC current when the temperature rise is $\Delta T=40^{\circ}\text{C}$

Typical Electrical Characteristics:



Soldering Reflow:



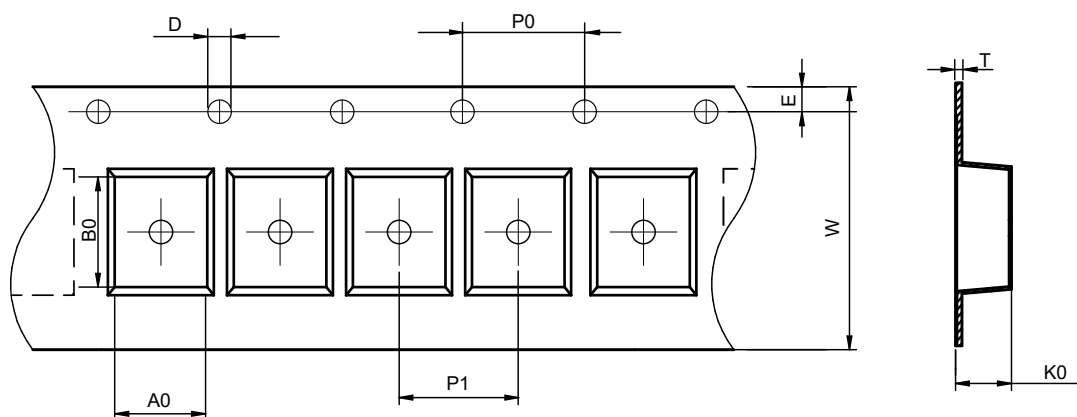
Preheat condition: 150 ~200°C / 60~120 sec.

Allowed time above 217°C: 60~150 sec.

Max temperature: 260°C.

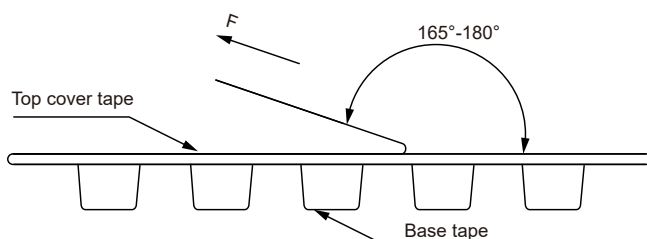
Packaging Information:

Tape Dimension:



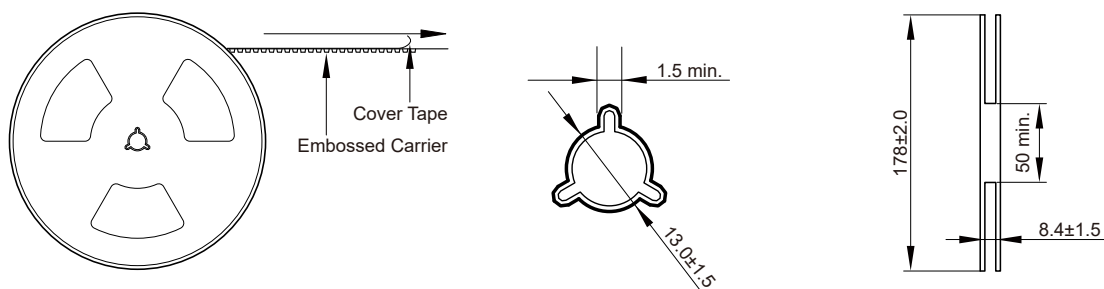
Series	A0 (mm)	B0 (mm)	D (mm)	P0 (mm)	P1 (mm)	W (mm)	K0 (mm)	E (mm)	T (mm)
BCMA3216	1.88 typ.	3.50 typ.	1.5±0.1	4.0±0.1	4.0±0.1	8.0±0.3	2.1 typ.	1.75±0.1	0.20±0.1

Peel force of top cover tape:

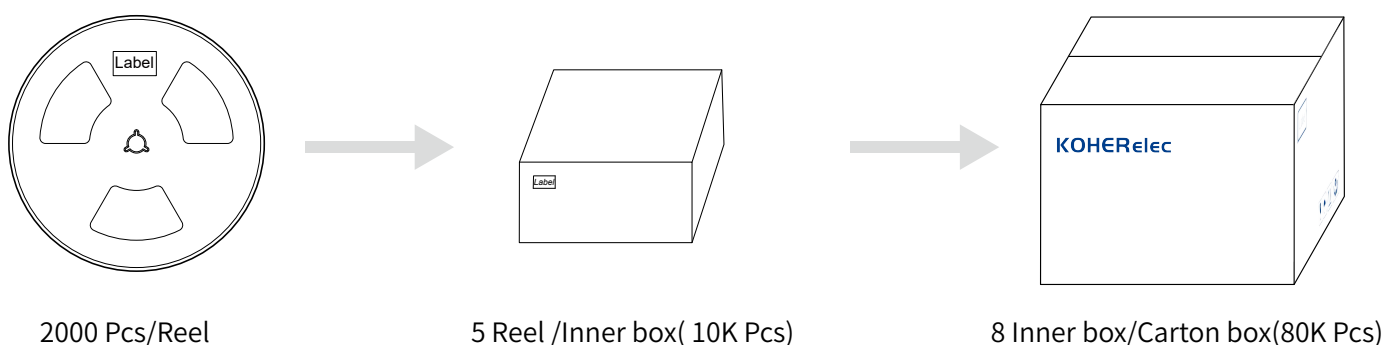


The peel force of top cover tape shall be between 0.1 to 1.0 N

Reel Dimension: [mm]



Packaging Quantity:



Cautions and Warnings:

Storage Conditions:

- The storage period is within 12 months after the completion of production. Be sure to follow the storage conditions (temperature: -5 to 35°C, humidity: 75% RH Max). If the storage period elapses, the soldering of the terminal electrodes may deteriorate. The warranty period is one year.
- Product should not be exposed to environment with high temperature, high humidity, dust, corrosive gas and etc.
- Products should be handled with care to avoid damage or contamination from perspiration and skin oils.
- Please always handle products carefully to prevent any damage caused by dropping down or inappropriate removing.

Operation Instructions:

- Self heating (temperature increase) occurs when the power is turned ON, so the tolerance should be sufficient for the set thermal design.
- Before soldering, be sure to preheat components. The preheating temperature should be set so that the temperature difference between the solder temperature and chip temperature does not exceed 150°C.
- Soldering corrections after mounting should be within the range of the conditions determined in the specifications. If overheated, a short circuit, performance deterioration, or lifespan shortening may occur.
- Generally, Koher might not be familiar with either customer's specific application or actual requests as customer does. As a result customer shall be responsible for checking and confirming whether Koher product with the performance described in the product specification is suitable for using in customer's particular application or not.