

BCMA Series
SMD Common Mode Line Filter
Size 9250



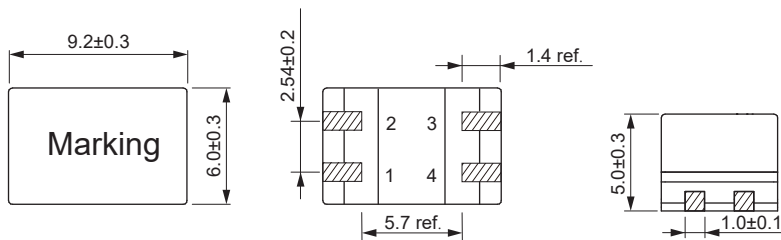
FEATURES

- High common mode impedance with the core materials of NiZn and MnZn
- Operating temperature range: -40 to +125°C
- Operating voltage: 80 VDC (42 VAC)
- AEC-Q200 qualified
- Quantity: 1000pcs

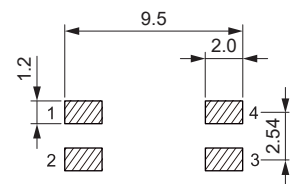
APPLICATIONS

- Measures against common mode noise for data and signal lines
- Headlamps, tail lamps and interior lighting
- OBC/HVAC/Doors, window lift and seat control
- Audio subsystem/Digital instrument cluster
- In-Vehicle Infotainment and navigation

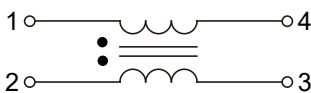
Dimensions: [mm]



Land Pattern: [mm]



Schematic:

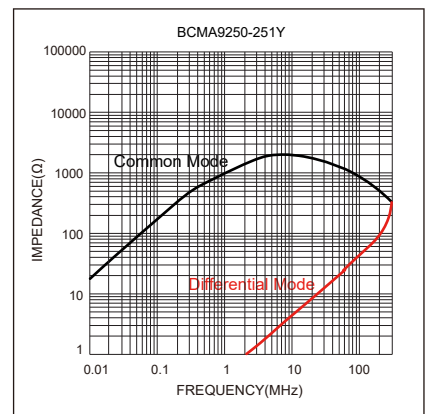
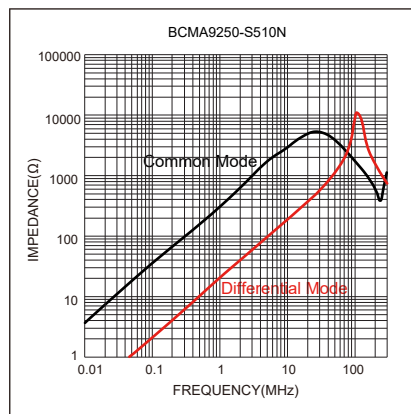
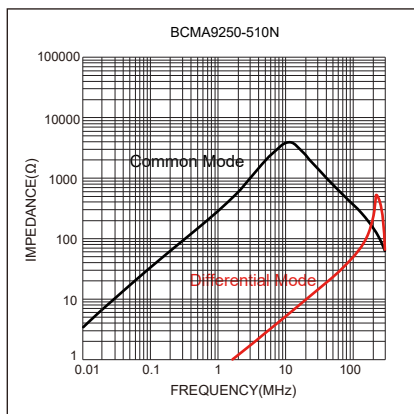
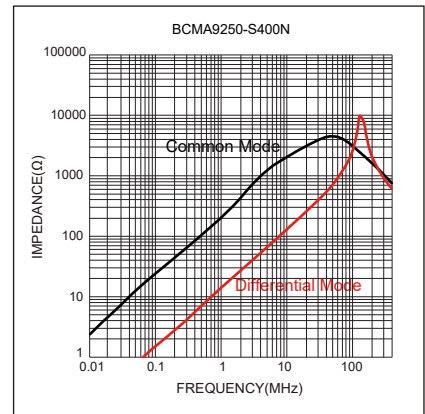
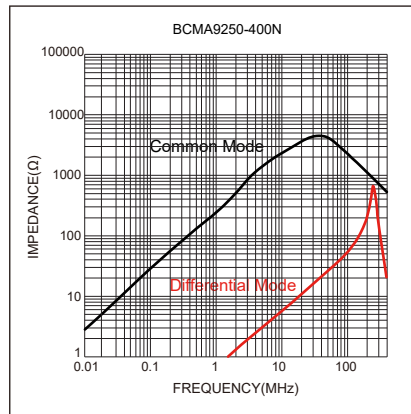
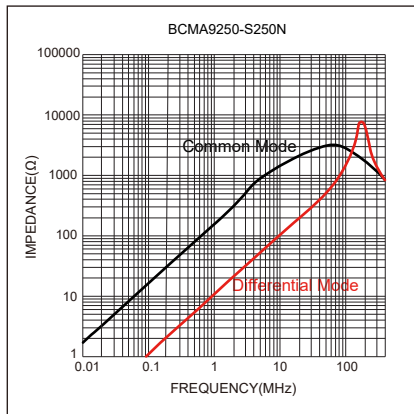
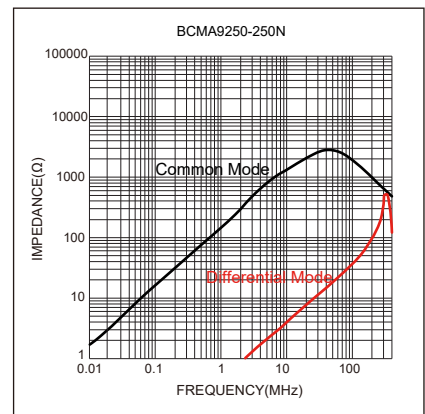
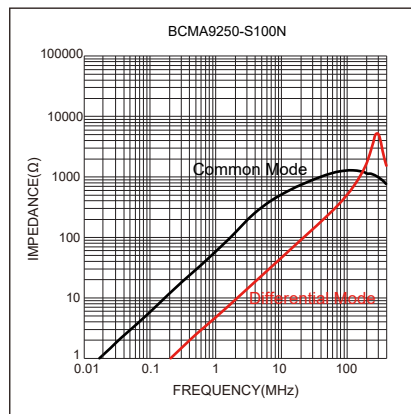
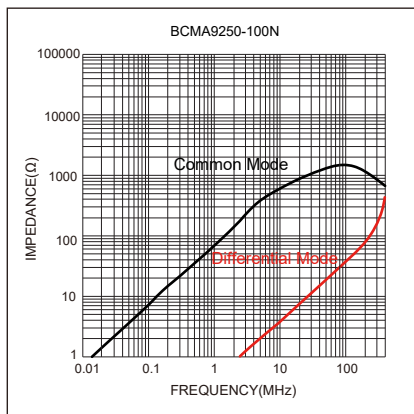


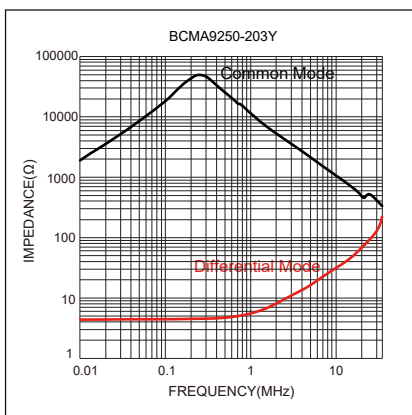
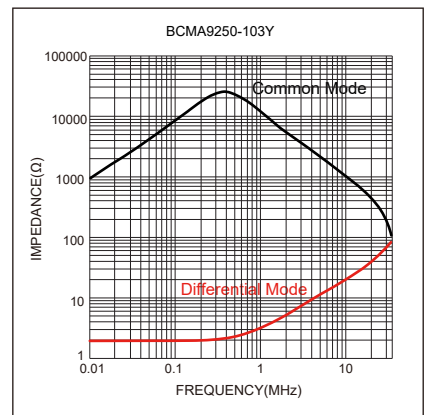
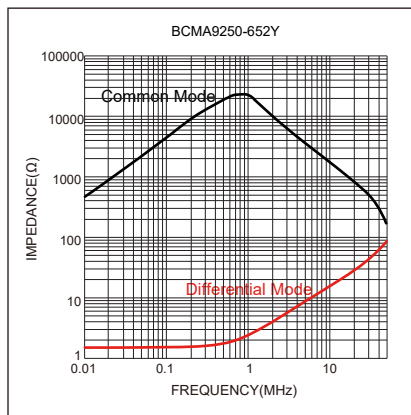
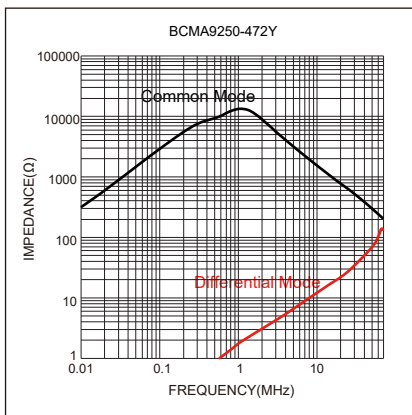
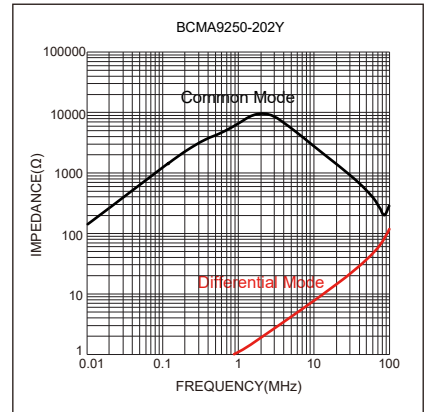
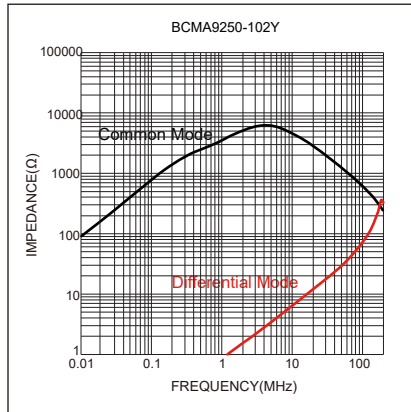
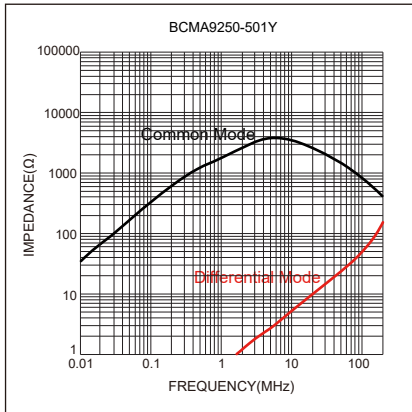
Electrical Properties:

Part No	Inductance (μH)	Tolerance	Temperature Rise Current Max. (A)	DC Resistance Max. (Ω)	Rated Voltage (Volts)	Insulation Voltage (Vac)	Test Conditions
BCMA9250-100N	10	±30%	1.6	0.08	80	500	1KHz/0.1V
BCMA9250-S100N	10	±30%	1.6	0.08	80	500	1KHz/0.1V
BCMA9250-250N	25	±30%	1.0	0.12	80	500	1KHz/0.1V
BCMA9250-S250N	25	±30%	1.0	0.12	80	500	1KHz/0.1V
BCMA9250-400N	40	±30%	0.9	0.25	80	500	1KHz/0.1V
BCMA9250-S400N	40	±30%	0.9	0.25	80	500	1KHz/0.1V
BCMA9250-510N	51	±30%	1.0	0.16	80	500	1KHz/0.1V
BCMA9250-S510N	51	±30%	1.0	0.16	80	500	1KHz/0.1V
BCMA9250-251Y	250	±50%	1.2	0.13	80	500	100KHz/5mV
BCMA9250-501Y	500	±50%	1.0	0.15	80	500	100KHz/5mV
BCMA9250-102Y	1000	±50%	0.8	0.207	80	500	100KHz/5mV

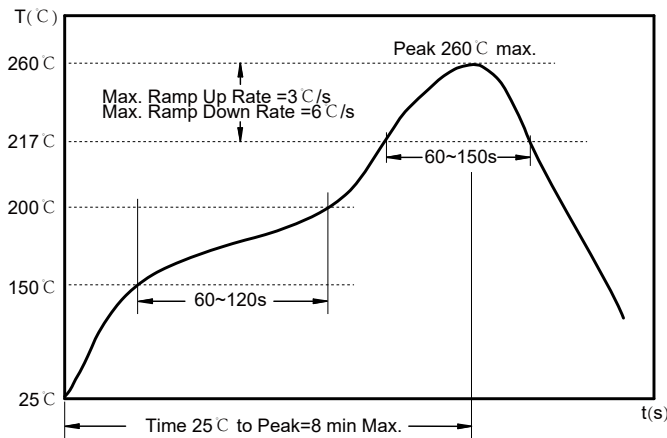
Part No	Inductance (μH)	Tolerance	Temperature Rise Current Max. (A)	DC Resistance Max. (Ω)	Rated Voltage (Volts)	Insulation Voltage (Vac)	Test Conditions
BCMA9250-202Y	2000	±50%	0.60	0.42	80	500	100KHz/5mV
BCMA9250-472Y	4700	±50%	0.50	0.75	80	500	100KHz/5mV
BCMA9250-652Y	6500	±50%	0.40	0.95	80	500	10KHz/50mV
BCMA9250-103Y	10000	±50%	0.35	1.20	80	500	10KHz/50mV
BCMA9250-203Y	20000	±50%	0.20	2.60	80	500	10KHz/50mV

Typical Electrical Characteristics:





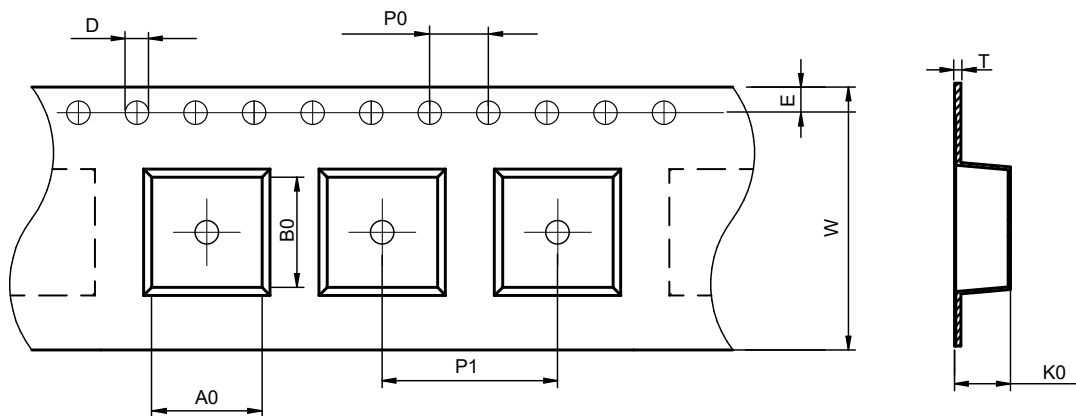
Soldering Reflow:



Preheat condition: 150 ~200 °C / 60~120 sec.
 Allowed time above 217 °C: 60~150 sec.
 Max temperature: 260 °C.
 Allowed Reflow time: 2x max.

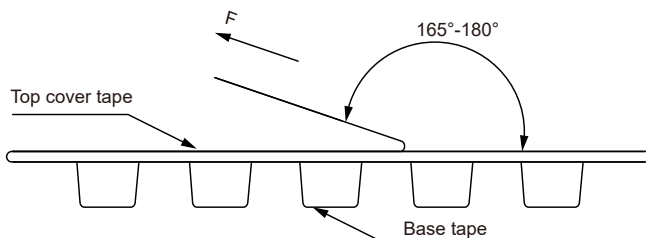
Packaging Information:

Tape Dimension :



Series	A0 (mm)	B0 (mm)	D (mm)	P0 (mm)	P1 (mm)	W (mm)	K0 (mm)	E (mm)	T (mm)
BCMA9250	6.5 typ	9.7 typ	1.5±0.1	4.0±0.1	12.0±0.1	16.0±0.3	5.2 ref.	1.75±0.1	0.4±0.1

Peel force of top cover tape:

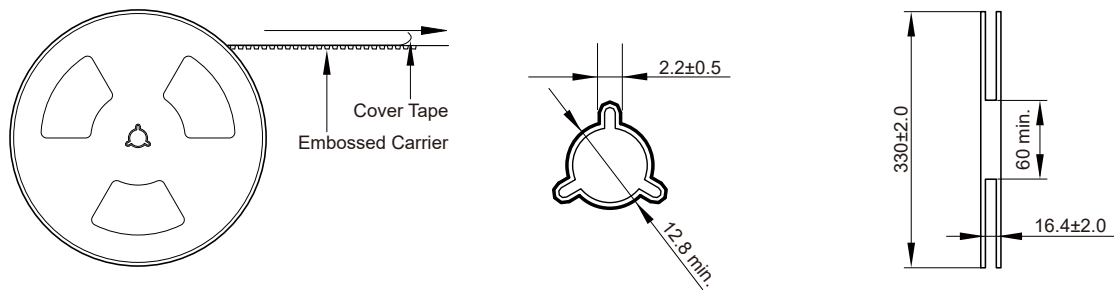


The peel force of top cover tape shall be between 0.1 to 1.3 N

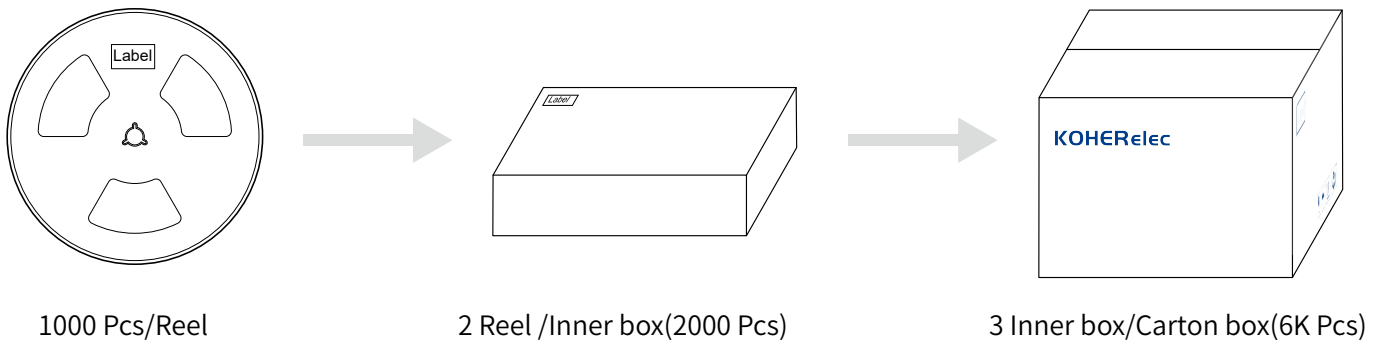
Product Marking:

Marking	Dot+Printing (Duplex winding) /Printing (Split winding)
---------	---

Reel Dimension: [mm]



Packaging Quantity:



Cautions and Warnings:

Storage Conditions:

- The storage period is within 12 months after the completion of production. Be sure to follow the storage conditions (temperature: -5 to 35°C, humidity: 75% RH Max).If the storage period elapses, the soldering of the terminal electrodes may deteriorate.The warranty period is one year.
- Product should not be exposed to environment with high temperature, high humidity, dust, corrosive gas and etc.
- Products should be handled with care to avoid damage or contamination from perspiration and skin oils.
- Please always handle products carefully to prevent any damage caused by dropping down or inappropriate removing.

Operation Instructions:

- Self heating (temperature increase) occurs when the power is turned ON, so the tolerance should be sufficient for the set thermal design.
- Before soldering, be sure to preheat components.The preheating temperature should be set so that the temperature difference between the solder temperature and chip temperature does not exceed 150°C.
- Soldering corrections after mounting should be within the range of the conditions determined in the specifications.If overheated, a short circuit, performance deterioration, or lifespan shortening may occur.
- Generally, Koher might not be familiar with either customer's specific application or actual requests as customer does.As a result customer shall be responsible for checking and confirming whether Koher product with the performance described in the product specification is suitable for using in customer's particular application or not.