


CMC Series
Common Mode Choke
Size 2819



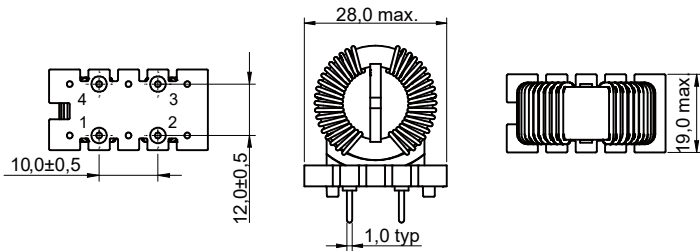
CHARACTERISTICS

- 两组相同圈数的线圈绕制在同一磁体上，实现共模噪声的抑制
- 采用紧凑均匀的绕线工艺，有效减低寄生电容，提高线间耐压等级
- 标称额定电压250Vac; 线间绝缘测试电压1500Vac
- 工作温度范围：-55℃~+125℃

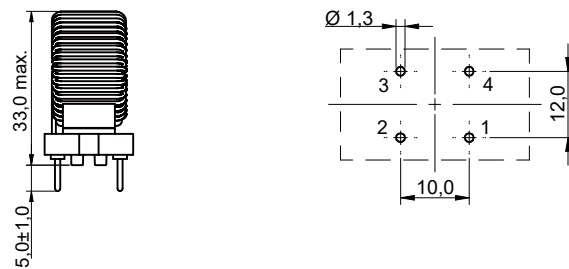
APPLICATION

- 电源线输入、输出共模噪声消减和浪涌抑制 (250Vac)
- 电力电源装置的浪涌抑制和EMI滤波
- 浮地装置的滤波
- EMI对策用
- 特别适用于AC/DC转换，DC/AC逆变等线路的电磁干扰抑制

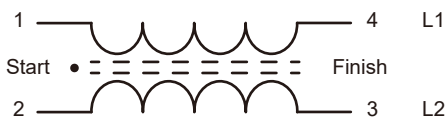
Dimensions: [mm]



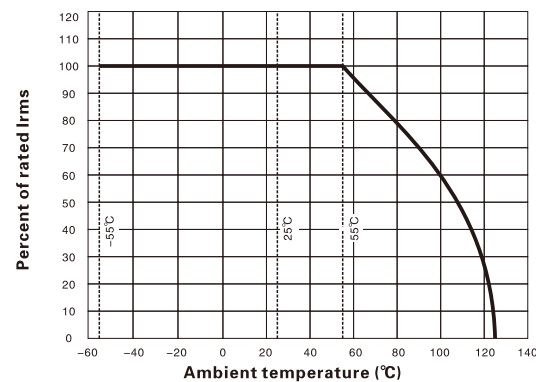
Land Pattern: [mm]



Schematic:



Irms Derating Characteristics:



Construction:

Wire Type:



Current derating at ambient temperature of >55°C
环境温度高于55摄氏度时电流降额使用曲线

Electrical Properties:

规格型号 Part No.	单组电感量 L(μ H) \pm 30%	额定电流 I _R (A)	单组直流电阻 max (m Ω)	绝缘电压 V _{ac}	额定电压 V _{ac}	磁环材质 Core Material	测试条件 Test Condition
CMC2819-102N	1,000	10	7	1500	250	锰锌MnZn	10KHz/0.25V
CMC2819-222N	2,200	6.0	20	1500	250	锰锌MnZn	10KHz/0.25V
CMC2819-332N	3,300	4.0	35	1500	250	锰锌MnZn	10KHz/0.25V
CMC2819-103N	10,000	3.0	105	1500	250	锰锌MnZn	10KHz/0.25V
CMC2819-203N	20,000	2.0	220	1500	250	锰锌MnZn	10KHz/0.25V

Typical Electrical Characteristics:

Insertion Loss Common Mode

