

FHC Series
SMD Flat Wire High Current Inductor
Size 1350



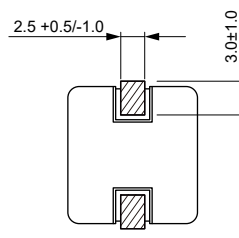
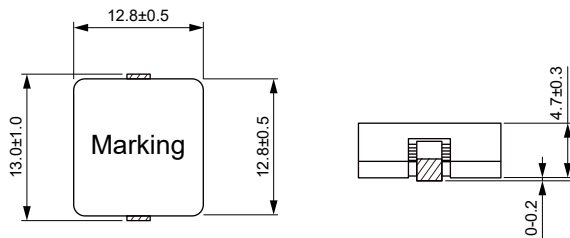
CHARACTERISTICS

- Low Rdc with flat wire design
- Low cooper losses at high frequency
- Magnetic shielded structure
- Quantity: 400pcs

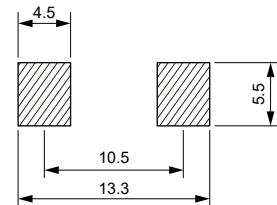
APPLICATION

- High current DC/DC converter
- LC filter

Dimensions: [mm]



Land Pattern: [mm]



Electrical Properties:

Part No	Inductance (μH)	Tolerance	Temperature Rise Current (A)	Saturation Current (A)	DC Resistance Typ. (mΩ)	DC Resistance Max. (mΩ)
FHC1350-R19M	0.19	±20%	29.0	60.0	0.50	0.55
FHC1350-R47M	0.47	±20%	26.0	50.0	0.90	0.99
FHC1350-R90M	0.90	±20%	24.0	28.0	1.60	1.76
FHC1350-1R4M	1.40	±20%	22.0	26.0	2.40	2.64
FHC1350-2R3M	2.30	±20%	17.5	17.0	3.70	4.07
FHC1350-3R2M	3.20	±20%	16.0	15.0	5.30	5.83
FHC1350-4R8M	4.80	±20%	11.0	13.0	10.5	11.6
FHC1350-8R2M	8.20	±20%	10.0	11.0	11.6	12.8
FHC1350-100M	10.0	±20%	8.50	10.0	14.1	15.5

Operating Temperature : -40 °C to +125 °C

Temperature Rise Current: the actual value of DC current when the temperature rise is ΔT50 °C

Saturation Current that will cause initial inductance to drop approximately 30%

Typical Electrical Characteristics:

