

MDTA Series

Flat Wire Molded Inductor

Size 1060



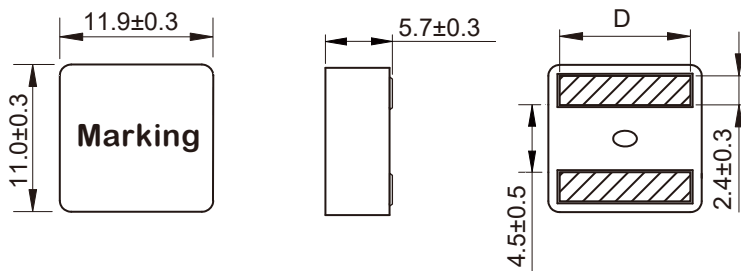
FEATURES

- Flat wire coil for low copper losses
- Composite core material allows high saturation currents
- Very low acoustic noise and very low leakage flux noise
- High current capability and handles high transient current spikes
- AEC-Q200 qualified
- Operating temperature -55 to +155 °C (Including self - temperature rise)
- Quantity: 500pcs

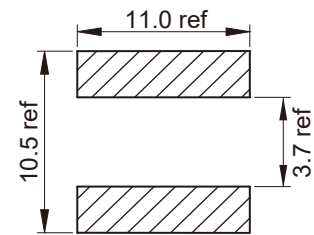
APPLICATION

- DC/DC converters for entertainment/navigation systems
- Noise suppression for motors: windshield wipers / power seats/ power mirrors / heating and ventilation blowers / HID lighting
- LED drivers

Dimensions: [mm]



Land Pattern: [mm]



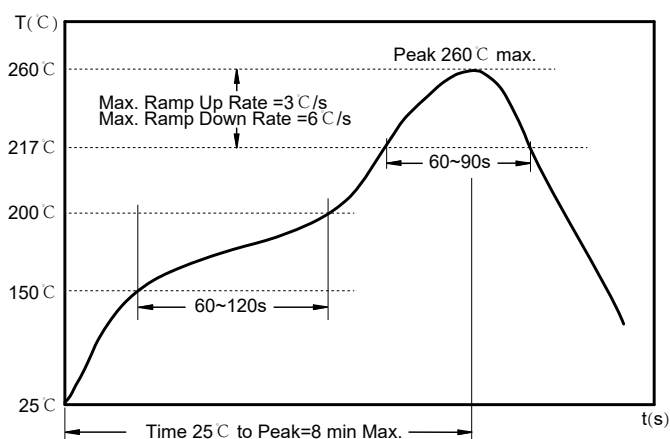
Electrical Properties:

Part No	L@100KHz /0.1V (μH)	Tolerance	I _{SAT} Typ. (A)	I _R (A)		R _{DC} Max. (mΩ)	D (mm)
				20°C rise	40°C rise		
MDTA1060-R68M	0.68	±20%	55.0	22.5	34.0	34.0	9.5±0.5
MDTA1060-1R0M	1.00	±20%	48.0	20.0	28.5	28.5	9.0±0.5
MDTA1060-1R2M	1.20	±20%	45.0	18.0	26.5	26.5	9.0±0.5
MDTA1060-1R5M	1.50	±20%	40.0	16.0	24.5	24.5	9.0±0.5
MDTA1060-2R2M	2.20	±20%	35.0	14.0	20.0	20.0	9.0±0.5
MDTA1060-3R3M	3.30	±20%	28.0	11.4	16.8	16.8	9.0±0.5
MDTA1060-4R7M	4.70	±20%	25.0	8.7	14.0	14.0	9.0±0.5

Saturation Current will cause L to drop approximately 30%

Temperature Rise Current that causes the specified temperature rise from 25°C ambient.

Soldering Reflow:



Preheat condition: 150 ~200 °C / 60~120 sec.

Allowed time above 217 °C : 60~90 sec.

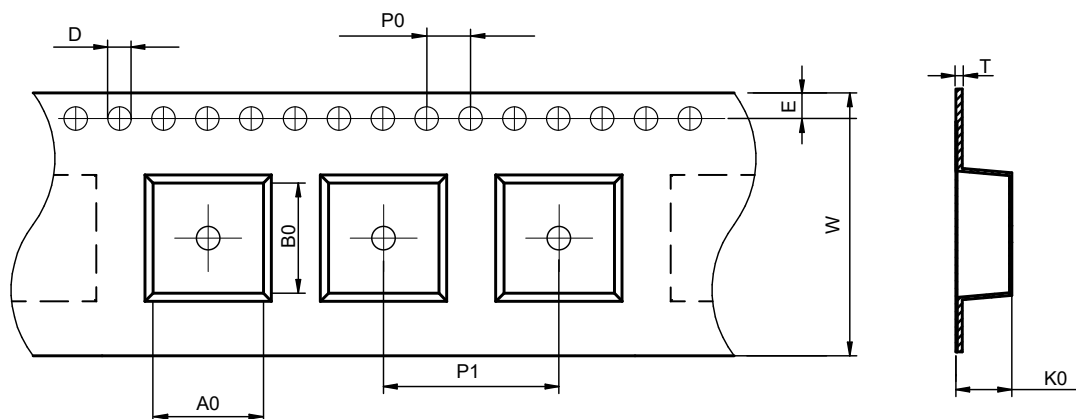
Max temperature: 260 °C .

Max time at max temperature: 10 sec.

Allowed Reflow time: 2x max.

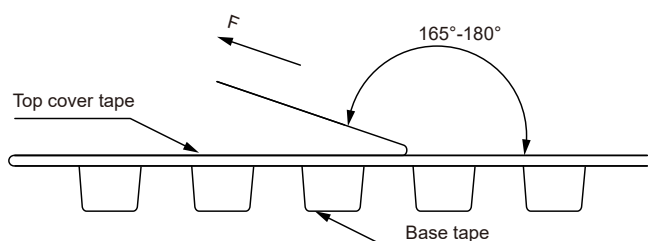
Packaging Information:

Tape Dimension :



Series	A0 (mm)	B0 (mm)	D (mm)	P0 (mm)	P1 (mm)	W (mm)	K0 (mm)	E (mm)	T (mm)
MDTA1060	12.4±0.1	11.5±0.1	1.5±0.1	4.0±0.1	16.0±0.1	24.0±0.3	6.3±0.1	1.75±0.1	0.50±0.05

Peel force of top cover tape:

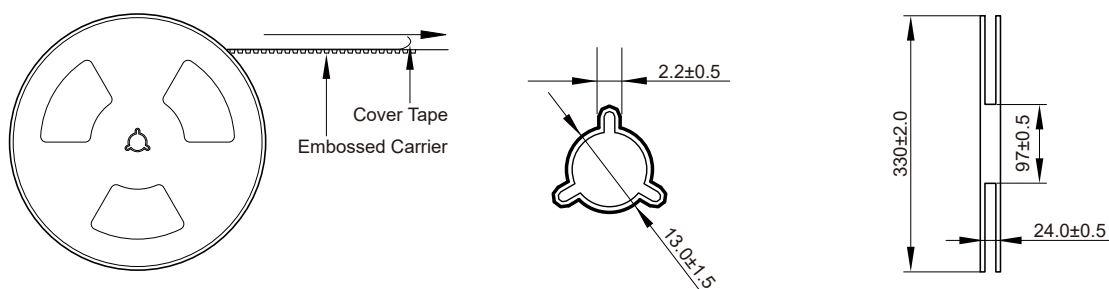


The peel force of top cover tape shall be between 0.1 to 1.3 N

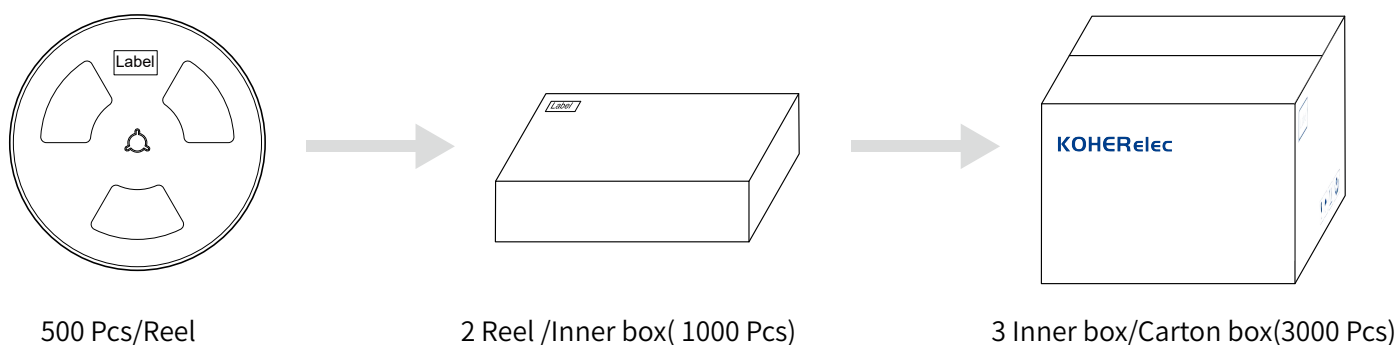
Product Marking:

Marking	Printing (Inductance)
---------	-----------------------

Reel Dimension: [mm]



Packaging Quantity:



Cautions and Warnings:

Storage Conditions:

- The storage period is within 12 months after the completion of production. Be sure to follow the storage conditions (temperature: -5 to 35°C , humidity: 75% RH Max). If the storage period elapses, the soldering of the terminal electrodes may deteriorate. The warranty period is one year.
- Product should not be exposed to environment with high temperature, high humidity, dust, corrosive gas and etc.
- Products should be handled with care to avoid damage or contamination from perspiration and skin oils.
- Please always handle products carefully to prevent any damage caused by dropping down or inappropriate removing.

Operation Instructions:

- Self heating (temperature increase) occurs when the power is turned ON, so the tolerance should be sufficient for the set thermal design.
- Before soldering, be sure to preheat components. The preheating temperature should be set so that the temperature difference between the solder temperature and chip temperature does not exceed 150°C .
- Soldering corrections after mounting should be within the range of the conditions determined in the specifications. If overheated, a short circuit, performance deterioration, or lifespan shortening may occur.
- Generally, Koher might not be familiar with either customer's specific application or actual requests as customer does. As a result customer shall be responsible for checking and confirming whether Koher product with the performance described in the product specification is suitable for using in customer's particular application or not.