

MDTA Series
Flat Wire Molded Inductor
Size 1580



FEATURES

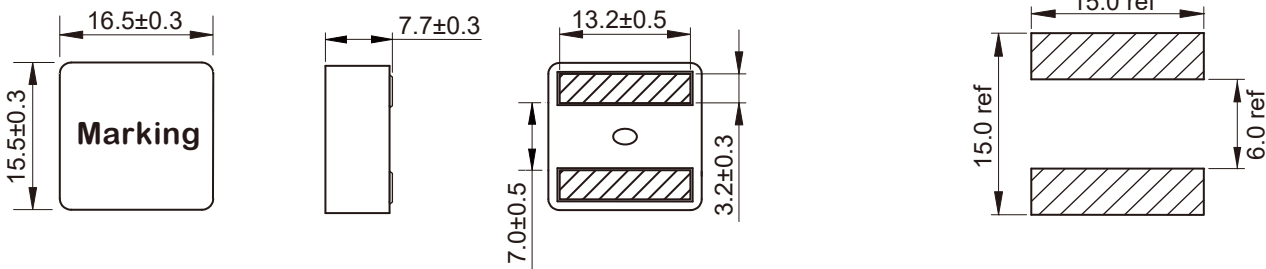
- Flat wire coil for low copper losses
- Composite core material allows high saturation currents
- Very low acoustic noise and very low leakage flux noise
- High current capability and handles high transient current spikes
- AEC-Q200 qualified
- Operating temperature -55 to +155 °C (Including self - temperature rise)
- Quantity: 200pcs

APPLICATION

- DC/DC converters for entertainment/navigation systems
- Noise suppression for motors: windshield wipers / power seats/ power mirrors / heating and ventilation blowers / HID lighting
- LED drivers

Dimensions: [mm]

Land Pattern: [mm]

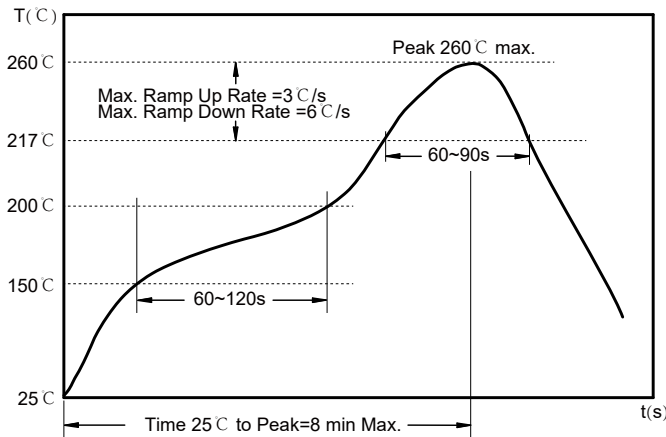


Electrical Properties:

Part No	L@100KHz /0.1V (μH)	Tolerance	I _{SAT} Typ. (A)	I _R (A)		R _{DC} Max. (mΩ)
				20°C rise	40°C rise	
MDTA1580-2R0M	2.00	±20%	57.0	29.5	40.0	2.21
MDTA1580-2R2M	2.20	±20%	55.0	28.0	37.0	2.48
MDTA1580-3R0M	3.00	±20%	46.0	26.0	34.5	3.00
MDTA1580-4R2M	4.20	±20%	38.0	20.5	27.0	4.68
MDTA1580-5R3M	5.30	±20%	35.0	19.5	26.0	5.34
MDTA1580-6R2M	6.20	±20%	34.0	17.0	23.0	6.50
MDTA1580-7R2M	7.20	±20%	32.0	15.0	21.0	7.20
MDTA1580-8R2M	8.20	±20%	28.0	13.0	19.0	7.92
MDTA1580-100M	10.0	±20%	24.0	11.0	16.0	9.60
MDTA1580-150M	15.0	±20%	21.0	10.0	13.0	15.0
MDTA1580-220M	22.0	±20%	19.0	9.0	12.0	23.2

Saturation Current will cause L to drop approximately 30%
 Temperature Rise Current that causes the specified temperature rise from 25°C ambient.

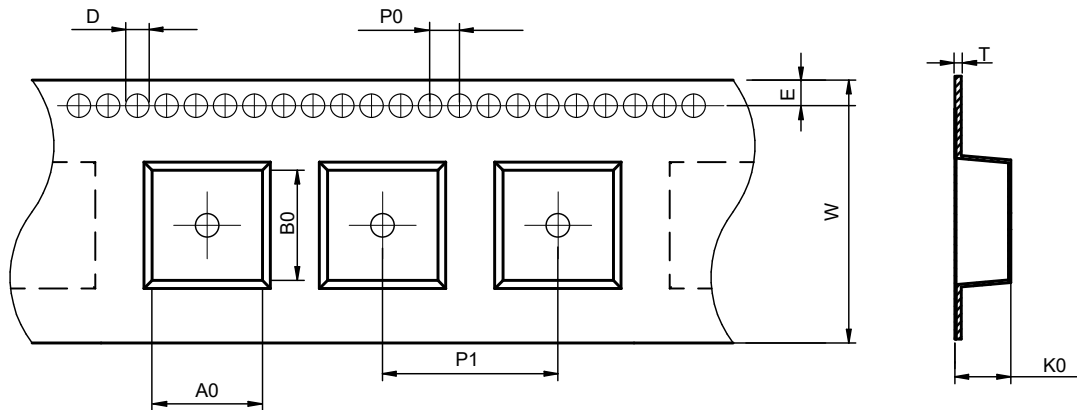
Soldering Reflow:



Preheat condition: 150 ~200°C / 60~120 sec.
 Allowed time above 217°C : 60~90 sec.
 Max temperature: 260°C .
 Max time at max temperature: 10 sec.
 Allowed Reflow time: 2x max.

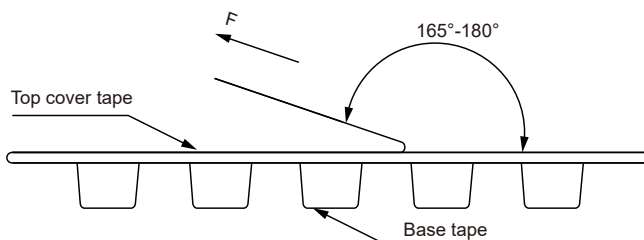
Packaging Information:

Tape Dimension :



Series	A0 (mm)	B0 (mm)	D (mm)	P0 (mm)	P1 (mm)	W (mm)	K0 (mm)	E (mm)	T (mm)
MDTA1580	17.0±0.1	16.0±0.1	1.5±0.1	4.0±0.1	24.0±0.1	32.0±0.3	8.5±0.1	1.75±0.1	0.50±0.05

Peel force of top cover tape:

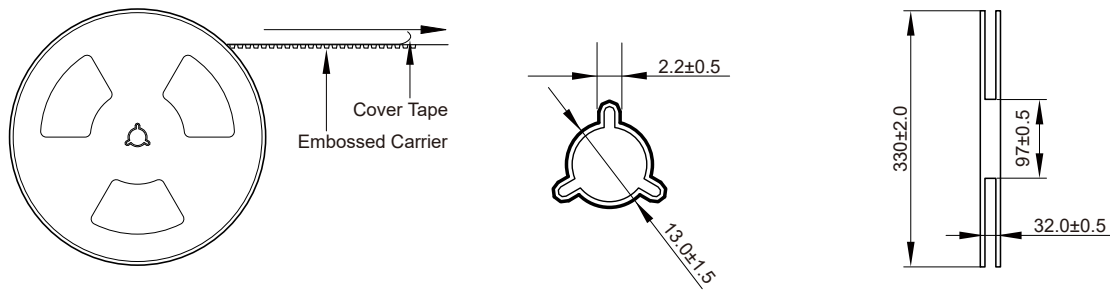


The peel force of top cover tape shall be between 0.1 to 1.3 N

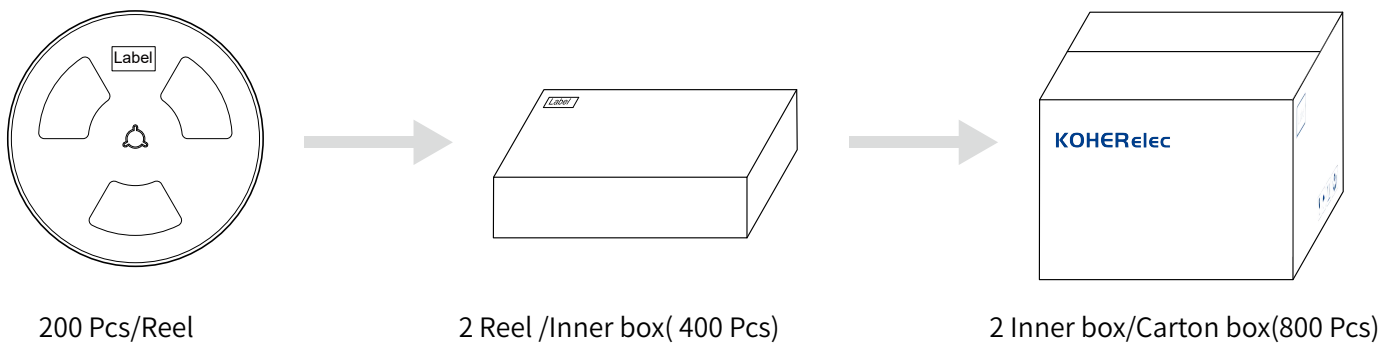
Product Marking:

Marking	Printing (Inductance)
---------	-----------------------

Reel Dimension: [mm]



Packaging Quantity:



Cautions and Warnings:

Storage Conditions :

- The storage period is within 12 months after the completion of production. Be sure to follow the storage conditions (temperature: -5 to 35°C, humidity: 75% RH Max).If the storage period elapses, the soldering of the terminal electrodes may deteriorate.The warranty period is one year.
- Product should not be exposed to environment with high temperature, high humidity, dust, corrosive gas and etc.
- Products should be handled with care to avoid damage or contamination from perspiration and skin oils.
- Please always handle products carefully to prevent any damage caused by dropping down or inappropriate removing.

Operation Instructions:

- Self heating (temperature increase) occurs when the power is turned ON, so the tolerance should be sufficient for the set thermal design.
- Before soldering, be sure to preheat components.The preheating temperature should be set so that the temperature difference between the solder temperature and chip temperature does not exceed 150°C.
- Soldering corrections after mounting should be within the range of the conditions determined in the specifications.If overheated, a short circuit, performance deterioration, or lifespan shortening may occur.
- Generally, Koher might not be familiar with either customer's specific application or actual requests as customer does.As a result customer shall be responsible for checking and confirming whether Koher product with the performance described in the product specification is suitable for using in customer's particular application or not.