

MI Series
SMD Multilayer Inductor
Size 0603



CHARACTERISTICS

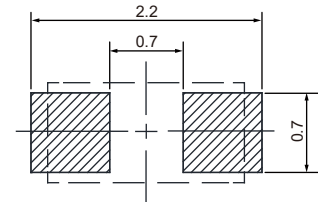
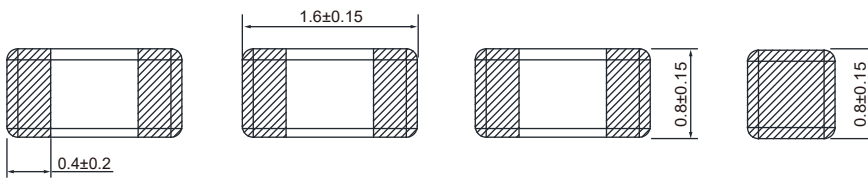
- Monolithic structure with multilayer
- Wide inductance range
- Small size and low profile available
- Quantity: 4000pcs

APPLICATION

- Noise suppression
- Filters

Dimensions: [mm]

Land Pattern: [mm]



Electrical Properties:

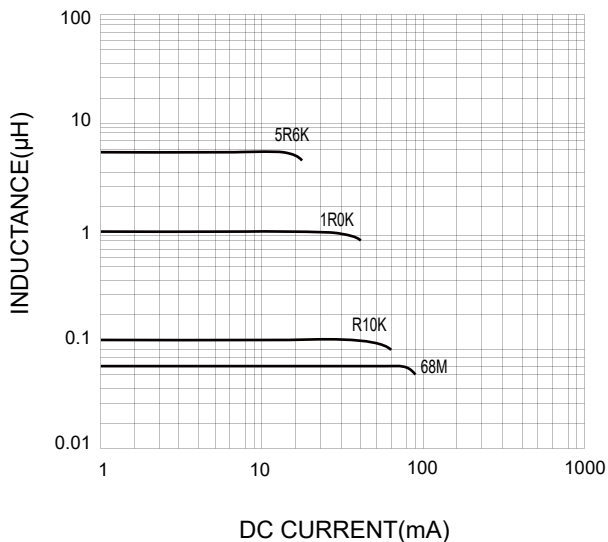
Part No	Inductance (μH)	Tolerance	Q Min.	Test Frequency (MHz)	S.R.F Min. (MHz)	R _{DC} Max. (Ω)	I _R Max. (mA)
MI0603-47M	0.047	± 20%	10	50	260	0.3	50
MI0603-68M	0.068	± 20%	10	50	250	0.3	50
MI0603-82M	0.082	± 20%	10	50	245	0.3	50
MI0603-R10K	0.10	± 10%	15	15	240	0.5	50
MI0603-R12K	0.12	± 10%	15	15	205	0.5	50
MI0603-R15K	0.15	± 10%	15	15	180	0.6	50
MI0603-R18K	0.18	± 10%	15	15	165	0.6	50
MI0603-R22K	0.22	± 10%	15	15	150	0.8	50
MI0603-R27K	0.27	± 10%	15	15	136	0.8	50
MI0603-R33K	0.33	± 10%	15	15	125	0.85	35
MI0603-R39K	0.39	± 10%	15	15	110	1.0	35
MI0603-R47K	0.47	± 10%	15	15	105	1.35	35
MI0603-R56K	0.56	± 10%	15	15	95	1.55	35
MI0603-R68K	0.68	± 10%	15	15	90	1.7	35
MI0603-R82K	0.82	± 10%	15	15	85	2.1	35
MI0603-1R0K	1.0	± 10%	35	10	75	0.6	25

Part No	Inductance (μH)	Tolerance	Q Min.	Test Frequency (MHz)	S.R.F Min. (MHz)	R _{DC} Max. (Ω)	I _R Max. (mA)
MI0603-1R2K	1.2	± 10%	35	10	65	0.8	25
MI0603-1R5K	1.5	± 10%	35	10	60	0.8	25
MI0603-1R8K	1.8	± 10%	35	10	55	0.95	25
MI0603-2R2K	2.2	± 10%	35	10	50	1.15	15
MI0603-2R7K	2.7	± 10%	35	10	45	1.35	15
MI0603-3R3K	3.3	± 10%	35	10	40	1.55	15
MI0603-3R9K	3.9	± 10%	35	10	35	1.7	15
MI0603-4R7K	4.7	± 10%	35	10	33	2.1	15
MI0603-5R6K	5.6	± 10%	35	4	22	1.55	5.0
MI0603-6R8K	6.8	± 10%	35	4	20	1.7	5.0
MI0603-8R2K	8.2	± 10%	35	4	18	2.1	5.0
MI0603-100K	10	± 10%	30	2	17	1.85	3.0
MI0603-120K	12	± 10%	30	2	15	2.1	3.0
MI0603-150K	15	± 10%	20	1	14	1.7	1.0
MI0603-180K	18	± 10%	15	1	13	2.0	1.0
MI0603-220K	22	± 10%	15	1	11	2.1	1.0

Operating Temperature: -55 °C ~ +125 °C

Typical Electrical Characteristics:

Inductance VS. DC Current Characteristics:



Impedance VS. Frequency Characteristics:

