

NRSE Series
SMD Shielded Tiny Power Inductor
Size 2510



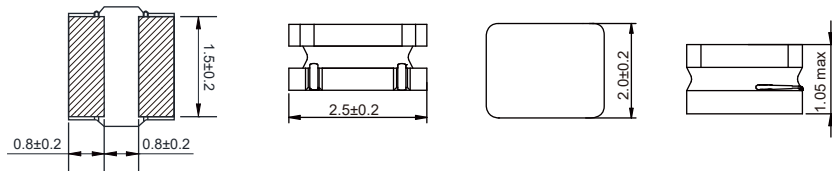
CHARACTERISTICS

- Magnetic resin for higher current and semi-magnetically shielded
- Quantity: 2000pcs

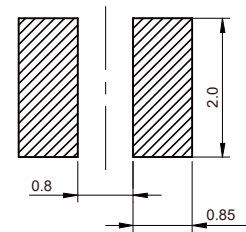
APPLICATION

- DC/DC converter
- LC filter

Dimensions: [mm]



Land Pattern: [mm]



Electrical Properties:

Part No	Inductance @ 1MHz/1V (μH)	Tolerance	Temperature Rise Current Typ. (A)	Temperature Rise Current Max. (A)	Saturation Current Typ. (A)	Saturation Current Max. (A)	DC Resistance Typ. (Ω)	DC Resistance Max. (Ω)
NRSE2510-R22M	0.22	±20%	3.00	2.75	4.40	3.60	0.026	0.034
NRSE2510-R24M	0.24	±20%	3.00	2.75	4.40	3.60	0.026	0.034
NRSE2510-R33M	0.33	±20%	2.70	2.45	4.30	3.60	0.033	0.043
NRSE2510-R47M	0.47	±20%	2.60	2.40	3.20	2.80	0.033	0.044
NRSE2510-R68M	0.68	±20%	2.35	2.10	3.10	2.75	0.051	0.062
NRSE2510-1R0M	1.00	±20%	2.05	1.85	2.50	2.05	0.066	0.080
NRSE2510-1R5M	1.50	±20%	1.70	1.55	2.05	1.70	0.085	0.108
NRSE2510-2R2M	2.20	±20%	1.50	1.35	1.75	1.50	0.130	0.150
NRSE2510-3R3M	3.30	±20%	1.20	1.05	1.35	1.10	0.170	0.228
NRSE2510-4R7M	4.70	±20%	1.00	0.90	1.15	1.00	0.280	0.330
NRSE2510-5R6M	5.60	±20%	0.90	0.80	1.05	0.90	0.370	0.480
NRSE2510-6R8M	6.80	±20%	0.80	0.72	0.95	0.80	0.400	0.480
NRSE2510-8R2M	8.20	±20%	0.78	0.69	0.85	0.73	0.463	0.572
NRSE2510-100M	10.0	±20%	0.74	0.67	0.75	0.65	0.500	0.600
NRSE2510-120M	12.0	±20%	0.62	0.58	0.62	0.58	0.700	0.850
NRSE2510-150M	15.0	±20%	0.50	0.45	0.60	0.50	0.820	1.050

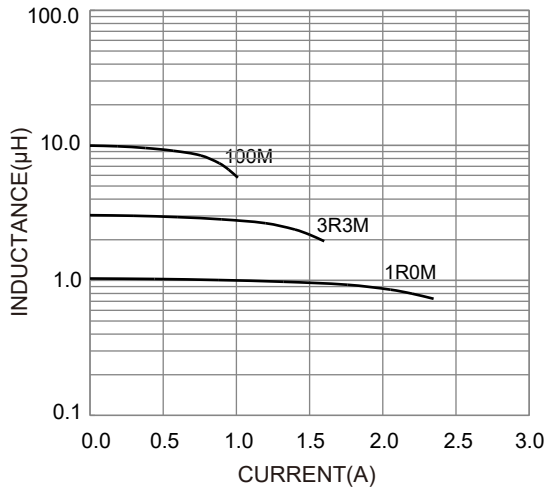
Operating temperature : -40 C ~ +125 C

Temperature rise current: the actual value of DC current when the temperature rise is ΔT40 C

Saturation Current that will cause initial inductance to drop approximately 30%

Typical Electrical Characteristics:

Inductance VS. Current Characteristics:



Temperature Rise VS. Current Characteristics:

